
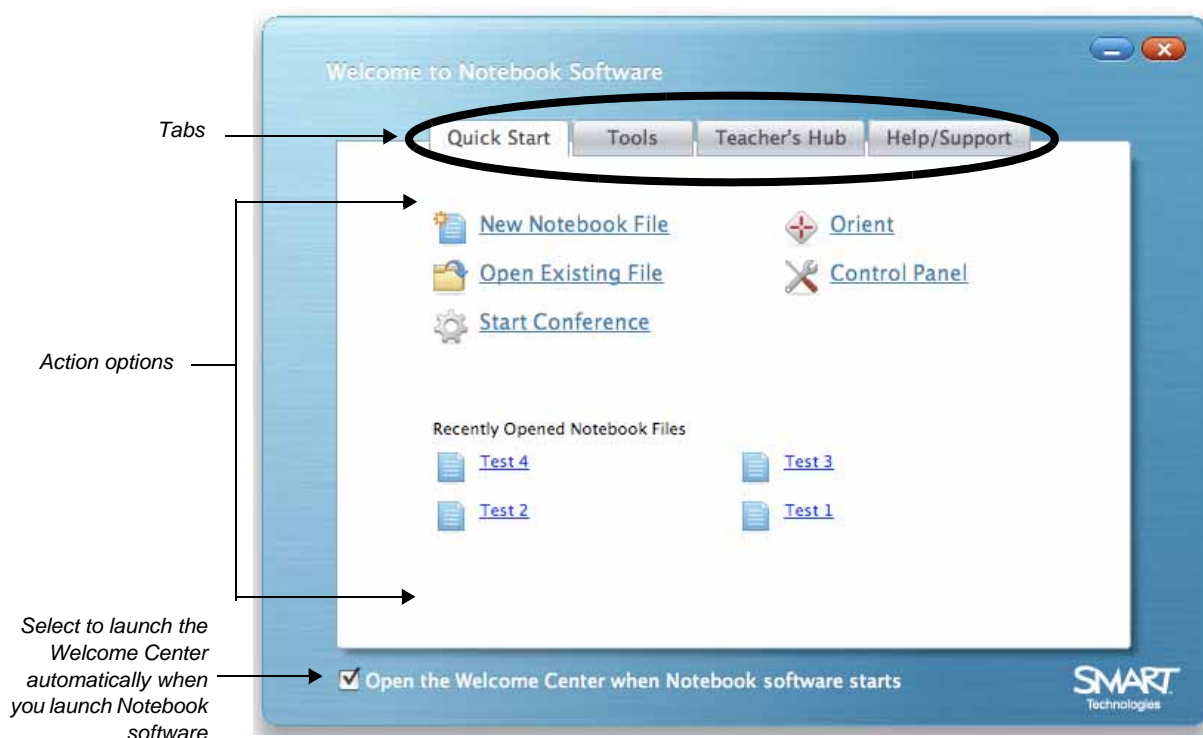


SMART Board Welcome Center for Macintosh® computers

The Welcome Center provides access to many of the tools, resources and files you access when you're using a SMART product.

Opening the Welcome Center

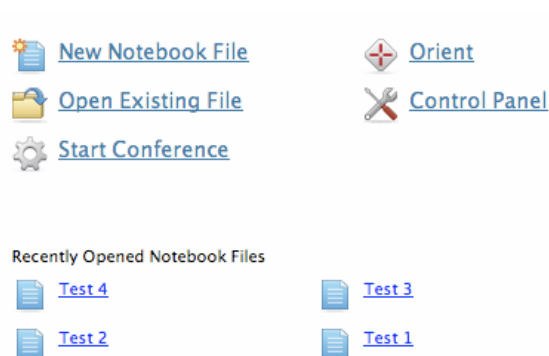
To open the Welcome Center, press and hold the **SMART Board™ Tools** icon  in the Dock. Select **Welcome Center** from the menu. As a default, the Welcome Center also launches when you open Notebook™ software. The Welcome Center is organized into four tabs, each with options to launch commonly used applications and tools.



Quick Start

This tab provides options designed to get you up and running quickly, with the most frequently used actions at your fingertips.

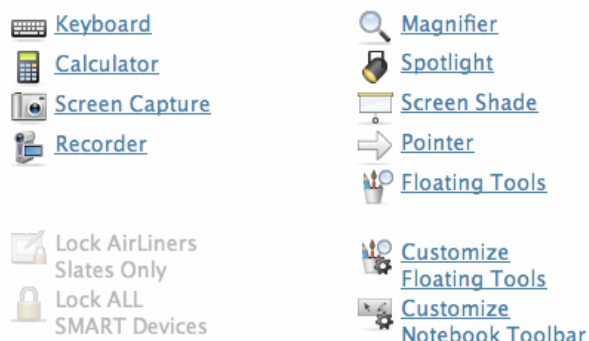
You can create a new Notebook file, open a recently used file, start a conference, change languages, orient your board, and access the Control Panel to configure a variety of software and hardware options.



Tools

The Tools tab provides direct access to many of the functions that help you operate the SMART Board interactive whiteboard more effectively.

In addition to basic functions such as the On-Screen Keyboard and Floating Tools, you will also find multimedia tools that allow you to create and present dynamic content.



Teacher's Hub

This is your destination for the online resources you need to get started. Use the Teacher's Hub to help you seamlessly integrate your SMART Board interactive whiteboard into your classroom.

- 1 Training – Online training sessions, printable materials, Two-Minute Tutorials, training events and a learning path for teachers
- 2 Curriculum resources – SMART-created lesson activities, create your own lesson activities, Notebook interactive viewer and the Lesson Activity Toolkit
- 3 Professional development – *EDCompass* newsletter, bulletin board, case studies and Showcase schools

Getting started

Is this you?

- Never used a SMART Board interactive whiteboard
- Never used Notebook software
- Don't know much about technology but want to learn

This section is the best fit for you.
[Getting started.](#)

Enhancing skills

Is this you?

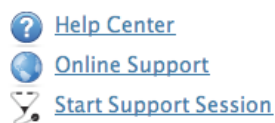
- Comfortable using a SMART Board interactive whiteboard
- Ready to try new SMART products
- Know a fair amount about technology and eager to learn more

This section is the best fit for you.
[Enhancing skills.](#)

Help and Support

The Help/Support tab provides access to a wide array of support sources, from self-directed troubleshooting to one-on-one help from an expert.

You will also find your software version information here.



About This Software

Install Version:
Software Version: 10.0.52.0 Wed Apr 2 19:52:07 MDT 2008
[Legal](#)
[Intellectual Property](#)

Contact Info

1.866.518.6791(toll-free Canada/US)
1.403.228.5940(other countries)
5am-6pm (Mountain time) Mon-Fri
Fax: +1.403.806.1256
support@smarttech.com
<http://www.smarttech.com/support>
[International Support](#)

